


# DIGITUS PCIe card 2x USB-C + 3x USB A

**DS-30222**  
**EAN 4016032485810**



### PCIe Karte 2x USB-C + 3x USB A 5x SuperSpeed 10Gbps

The Digitus PCI Express Card extends the PC by 2x USB-C and 3x USB A ports. Various devices can be connected to this card, such as hard disks, DVD drives, mouse, keyboard, card reader and more.

#### USB 3.1 Gen2 Super Speed up to 10 Gbps

- USB 3.1 Super Speed up to 10 Gbits
- 2 x SuperSpeed USB 10 Gbps (USB 3.1 Gen 2) USB Type-C™ jack
- 3 x SuperSpeed USB 10 Gbps (USB 3.1 Gen2) A jack
- Each port supports a transfer rate of up to 10 Gbps (USB3.1 Gen.2)
- Supports data transfer rates of 10G / 5G / 480 / 12 / 1.5 Mbps
- Output USB Type-C™ Port 5 V / 3 A
- Output USB Type A Port 5 V / 1 A


- Support of 4-way PCI Express v2.0
- Supports eXtensible Host Controller Interface (xHCI) Specification 1.1
- Supports Multiple INs
- Surge protection
- Supported operating systems: Windows 7/8/8.1/10/11, Linux
- Number of USB A ports: 3
- Number of USB C ports: 2


#### Package contents

- 1x USB 3.1 Gen2 PCI Express Card
- 1 x Driver CD
- 1 x User manual

Logistics						
	Number (pcs)	Weight (kg)	Depth (cm)	Width (cm)	Height (cm)	cm <sup>3</sup>
Packaging Unit Carton	40	6.41	28.00	38.00	30.00	31,920.00
Packaging Unit Inside	1	0.16	0.00	0.00	0.00	0.00
Packaging Unit Single	1	0.16	3.00	17.50	13.00	682.50
Net single without Packaging	1	0.11	3.00	17.50	13.00	682.50

### More images:



**Safety notes**

- Switch off the computer completely and disconnect it from the power supply before installing or removing the network card.
- Static discharge can damage the product or the PC. Take measures against static discharge (ESD) when installing the product, e.g. wear an antistatic wrist strap.
- Before installation, touch the metal surface of the PC housing or another grounded object to ground any ESD charge via the housing.
- Avoid using too much force when connecting the product to the PC.
- Please ensure that any cables are connected correctly without overstretching or damaging them.
- Avoid touching the contacts of the product with your fingers to prevent corrosion or static charge.

**EU responsible person**

EU based economic operator ensuring the product complies with the required regulations.

ASSMANN Electronic GmbH  
Auf dem Schüffel 3  
Lüdenscheid, Germany  
<https://www.assmann.com>  
[info@assmann.com](mailto:info@assmann.com)