


DIGITUS PCIe card 2x USB-C + 3x USB A

DS-30222
EAN 4016032485810



PCIe Karte 2x USB-C + 3x USB A 5x SuperSpeed 10Gbps

The Digitus PCI Express Card extends the PC by 2x USB-C and 3x USB A ports. Various devices can be connected to this card, such as hard disks, DVD drives, mouse, keyboard, card reader and more.

USB 3.1 Gen2 Super Speed up to 10 Gbps

- USB 3.1 Super Speed up to 10 Gbits
- 2 x SuperSpeed USB 10 Gbps (USB 3.1 Gen 2) USB Type-C™ jack
- 3 x SuperSpeed USB 10 Gbps (USB 3.1 Gen2) A jack
- Each port supports a transfer rate of up to 10 Gbps (USB3.1 Gen.2)
- Supports data transfer rates of 10G / 5G / 480 / 12 / 1.5 Mbps
- Output USB Type-C™ Port 5 V / 3 A
- Output USB Type A Port 5 V / 1 A




- Support of 4-way PCI Express v2.0
- Supports eXtensible Host Controller Interface (xHCI) Specification 1.1
- Supports Multiple INs
- Surge protection
- Supported operating systems: Windows 7/8/8.1/10/11, Linux
- Number of USB A ports: 3
- Number of USB C ports: 2

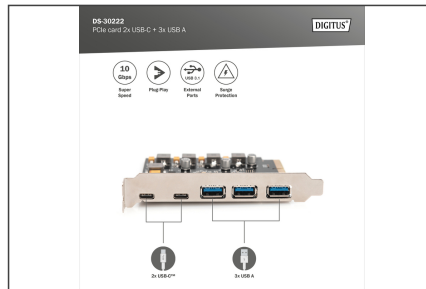
Package contents

- 1x USB 3.1 Gen2 PCI Express Card
- 1 x Driver CD
- 1 x User manual

Logistics						
	Number (pcs)	Weight (kg)	Depth (cm)	Width (cm)	Height (cm)	cm ³
Packaging Unit Carton	40	0.56	28.00	38.00	30.00	31.92
Packaging Unit Inside	1	0.01	0.00	0.00	0.00	0.00
Packaging Unit Single	1	0.01	3.00	17.50	12.50	656.25
Net single without Packaging	0	0.13	12.00	9.40	2.20	248.16

More images:





Safety notes

- Switch off the computer completely and disconnect it from the power supply before installing or removing the network card.
- Static discharge can damage the product or the PC. Take measures against static discharge (ESD) when installing the product, e.g. wear an antistatic wrist strap.
- Before installation, touch the metal surface of the PC housing or another grounded object to ground any ESD charge via the housing.
- Avoid using too much force when connecting the product to the PC.
- Please ensure that any cables are connected correctly without overstretching or damaging them.
- Avoid touching the contacts of the product with your fingers to prevent corrosion or static charge.

EU responsible person

EU based economic operator ensuring the product complies with the required regulations.

ASSMANN Electronic GmbH
 Auf dem Schüffel 3
 Lüdenscheid, Germany
<https://www.assmann.com>
info@assmann.com