


DIGITUS SATA III PCI Express Card, 2-port

DS-30105
EAN 4016032484967



SATAIII PCIe Express Add-On card int:4xSATA/ex:2xeSATA,w,,hlbar, ASM1061

The Digitus PCI Express SATA Card expands the PC with 2 internal or 2 external SATA ports. Various devices can be connected to this card, such as SSDs, hard disks, DVD drives and more. This card enables the use of the latest and fastest hard disks with 6 GB/s and also offers backwards compatibility with older SATA drives with 1.5 GB/s or 3 GB/s. In addition, PCI Express 2.0 doubles the range of the existing PCI express bus for a faster data transmission rate. Each PCI Express 2.0 lane offers a capacity of up to 500 MB/s.

The quick and easy way to equip your PC for serial ATA speeds.

- 2-Port SATA 6.0 GB/s


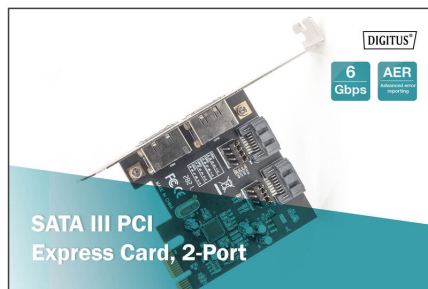
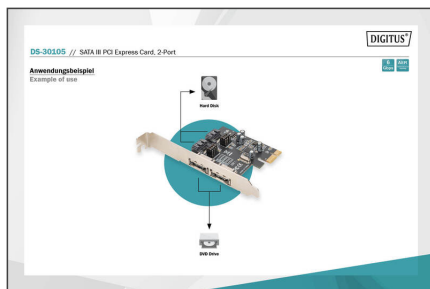
- 2-Port SATA 6.0 GB/s
- 1 x PCI Express Rev. 2.0
- Four independent serial ATA channels for simultaneous connection of one serial ATA device on each channel
- Supports Native Command Queuing (NCQ)
- Supports ECRC and Advanced Error Reporting
- Supports: Windows XP /Vista /Server 2003 /Server 2008, Windows 7, Windows 8, Windows 8.1, Windows 10 (32 / 64bit), Linux


Package contents

- PCI Express Card
- Low-profile bracket
- QIG

Logistics						
	Number (pcs)	Weight (kg)	Depth (cm)	Width (cm)	Height (cm)	cm ³
Packaging Unit Carton	40	5.60	30.50	37.50	28.50	32,596.90
Packaging Unit Inside	1	0.14	0.00	0.00	0.00	0.00
Packaging Unit Single	1	0.14	3.00	14.00	15.50	651.00
Net single without Packaging	0	0.04	1.80	6.60	12.00	142.56

More images:





Safety notes

- Switch off the computer completely and disconnect it from the power supply before installing or removing the network card.
- Static discharge can damage the product or the PC. Take measures against static discharge (ESD) when installing the product, e.g. wear an antistatic wrist strap.
- Before installation, touch the metal surface of the PC housing or another grounded object to ground any ESD charge via the housing.
- Avoid using too much force when connecting the product to the PC.
- Please ensure that any cables are connected correctly without overstretching or damaging them.
- Avoid touching the contacts of the product with your fingers to prevent corrosion or static charge.

EU responsible person

EU based economic operator ensuring the product complies with the required regulations.

ASSMANN Electronic GmbH
 Auf dem Schüffel 3
 Lüdenscheid, Germany
<https://www.assmann.com>
info@assmann.com