

DIGITUS Wireless HDMI Transmitter for Click & Present Pro (DS-55317)

DS-55322
EAN 4016032478911



Wireless HDMI Transmitter (TX) additional unit for DS-55317

Extend the DIGITUS® Wireless Collaboration System Click & Present Pro (DS-55317) with additional transmitter units for even more participants in meetings and presentations. Up to 30 transmitters can be connected with the receiver. Connect the HDMI transmitter with your notebook via HDMI connection and USB-A connection for power supply. Connect to the receiver quickly and easily at the press of a button and share your content - no software installation is required. Share - Present - Collaborate.

Extend the Wireless Collaboration System Click & Present Pro (DS-55317) with additional transmitter units for even more participants

- Extend the Wireless Collaboration System Click & Present Pro (DS-55317) on up to 30 HDMI transmitters
- Easy installation - No software required - Plug, Press & Play
- Transmission distance: up to 50 m (unrestricted view)
- Transmitter connections:
- 1x HDMI, plug (Full HD (1080p) - Connection to notebook, video output, cable length: 5 cm
- 1x USB-A, plug - Connection to notebook, power supply, cable length: 12 cm


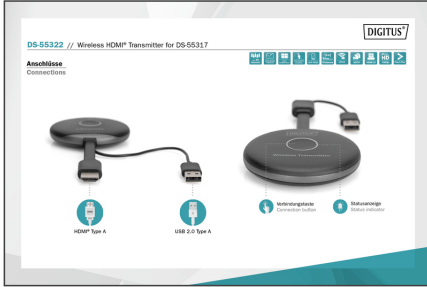

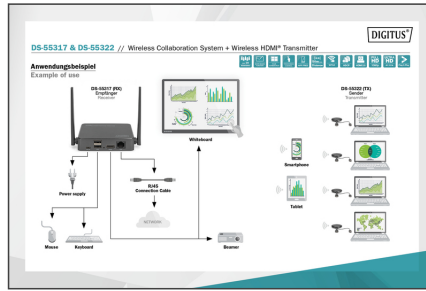
- 1x Connection button - Easy sharing
- 1x LED status display
- Wireless standard: IEEE 802.11 b/g/n/ac, 2,4G/5GHz, 2T2R
- AES 128 bit encryption
- WPA2/WPA-PSK/WPA2-PSK authentication
- Latency: approx. 100 ms
- Supports Windows, macOS
- Housing: ABS
- Dimensions: L 8.0 x W 8.0 x H 1.4 cm
- Color: grey/black
- Note:
- The transmission distance with a restricted visual range cannot be determined generally and depends on the specific circumstances where installed
- Walls, glass etc. shorten the signal range or cause signal losses
- KVM: Ne
- PoE (napajanje preko Ethernet): Ne

Package contents

- 1x Wireless HDMI transmitter
- 1x Manual

| Logistics | | | | | | |
|------------------------------|--------------|-------------|------------|------------|-------------|-----------------|
| | Number (pcs) | Weight (kg) | Depth (cm) | Width (cm) | Height (cm) | cm ³ |
| Packaging Unit Carton | 30 | 8.37 | 21.00 | 48.00 | 26.50 | 26.71 |
| Packaging Unit Inside | 1 | 0.28 | 0.00 | 0.00 | 0.00 | 0.00 |
| Packaging Unit Single | 1 | 0.28 | 11.00 | 19.00 | 2.80 | 585.20 |
| Net single without Packaging | 0 | 0.09 | 8.00 | 8.00 | 1.40 | 89.60 |

More images:



Safety notes

- Observe all warnings and instructions for the appliance.
- Do not expose the device to rain, moisture, vapors or liquids.
- Do not insert any objects into the device.
- Do not attempt to repair the unit or open the housing without authorization. You risk an electric shock!
- Ensure adequate ventilation to prevent damage due to overheating.
- Before commissioning, make sure that the device is switched off and is in a safe environment.
- During thunderstorms, damage can occur to connected electrical devices due to overvoltage caused by lightning.
- Do not operate the appliance during thunderstorms.
- Disconnect the appliance from connected electrical devices during thunderstorms.
- Only use the device indoors.
- Return the device to your dealer for repair.
- Dust, moisture, vapors and strong cleaning agents or solvents can cause damage to the device.
- Disconnect the appliance from the power supply and the connected devices before cleaning.
- Clean the device with a dust-free cloth.
- To completely disconnect the system from the power supply, you must unplug the power supply unit from the socket. You can disconnect the device from the power supply via the power supply unit.

EU responsible person

EU based economic operator ensuring the product complies with the required regulations.

ASSMANN Electronic GmbH
Auf dem Schüffel 3
Lüdenscheid, Germany
<https://www.assmann.com>
info@assmann.com