

DIGITUS 8-Port Switch, 10/100 Mbps Fast Ethernet, Unmanaged, Metall Housing

DN-80069

EAN 4016032478676



Digitus 8-Port RJ 45 FE Switch 8 x 10/ 100 Mbit/s

The 8-Port 10/100 Mbps Networkswitch from DIGITUS® provides 5 x RJ45 ports with 10/100Mbps bandwidth each. Easily expand the existing network. No configuration is required on the switch itself; thanks to auto-negotiation and Auto MDI/MDI-X, cables and speeds are also automatically detected. The switch can be used as a desktop variant or mounted on a wall. Thanks to the external power supply, the switch does not need a fan at all. Ideal for expanding / setting up small home or company network.

8-port 10/100Mbps unmanage Fast Ethernet Switch, Auto-Negotiation RJ45 ports, All ports support Auto MDI/MDIX function

- Number of ports: 8 x 10/100 Mbps
- Network standards: IEEE 802.3i, IEEE 802.3u, IEEE802.3x, IEEE802.3az
- Auto-negotiation: Auto MDI/MDIX
- IEEE802.3x full-duplex flow control
- Transfer method: Store-and-forward
- Forwarding capacity: 745 Kpps
- LED indicators: 10/100Mbps link
- Jumbo frames: 1552 Byte
- Buffer memory: 448 kbit
- MAC addresses: 1K
- Fanless design

- Operating voltage: 5 V DC / 500 mA
- Power consumption: 1,4 W max.
- Power supply Power supply: 100 - 240 V AC, 50/60 Hz,
- Plug type power supply: safety plug type-C
- Plug type device side: DC plug 5.5 mm/2.1 mm
- Operating temperature: 0°C to 40°C
- Operating humidity: 10% - 90% RH (non-condensing)
- Storage temperature: -40°C to 70°C
- Fanless design (air flow cooling)
- Dimensions: W 140 x D 67 x H 26 mm
- Weight: 635 g

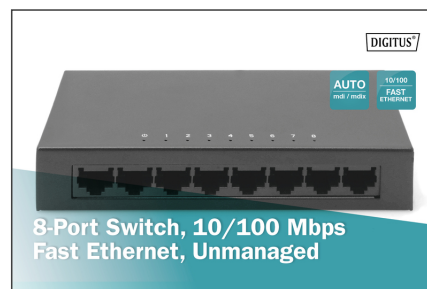


Attributes

- Number of ports: 8
- Ethernet speed: Fast Ethernet
- Industrial usage: no
- Managed: no
- Outdoorsuitable: no
- PoE (Power over Ethernet): no
- Protection against vandalism: no
- VLAN: no

Package contents

- 1 x 8-port Fast Ethernet Network Switch
- 1 x power supply
- 1 x Quick Start Guide

| Logistics | | | | | | |
|------------------------------|--------------|-------------|------------|------------|-------------|-----------|
| | Number (pcs) | Weight (kg) | Depth (cm) | Width (cm) | Height (cm) | cm³ |
| Packaging Unit Carton | 45 | 17.70 | 35.50 | 48.80 | 26.20 | 45,388.90 |
| Packaging Unit Inside | 1 | 0.39 | 0.00 | 0.00 | 0.00 | 0.00 |
| Packaging Unit Single | 1 | 0.39 | 7.90 | 15.60 | 6.70 | 825.71 |
| Net single without Packaging | 0 | 0.00 | 6.70 | 14.00 | 2.60 | 243.88 |



- This product is intended for indoor use only.
- Read all instructions and follow all warnings and instructions on the device.
- Do not place this appliance on an unstable surface (such as a trolley, stand, table, etc.).
- Do not use this appliance near water.
- Do not place this appliance near or above a radiator.
- The housing is equipped with openings for heat dissipation and ventilation. To prevent overheating during operation, the ventilation openings must not be blocked or covered.
- Do not place the appliance on a soft surface (e.g. bed, sofa, blanket, etc.). This will block the ventilation.
- The appliance must not be installed in a closed environment if adequate ventilation is not guaranteed.
- Do not spray any liquids onto the appliance.
- Disconnect the mains plug before cleaning. Do not use any liquid or foam cleaners.
- Clean the appliance with a damp cloth.
- Connect the device according to the power supply on the rating plate.
- To prevent damage to the appliance, it is important that all appliances are properly earthed.
- Do not place any objects on the power cable and lay it in such a way as to avoid tripping hazards.
- Use a surge protector, a regulator or an uninterruptible power supply (UPS) to protect your system from sudden, temporary and reduced power.
- Secure the system cable and mains cable properly and ensure that no objects are pressing on the cable.
- Do not insert any objects into the appliance through the openings in the housing. There is a risk of a short circuit, which can lead to fire or electric shock.
- Do not attempt to repair the appliance yourself. Always contact an authorized customer service centre.
- If any of the following conditions occur, unplug the appliance and return it to an authorized service centre for repair
- The mains cable, power supply unit or plug for the power supply is damaged or worn;
- Liquid has penetrated the appliance;
- The device has been exposed to rain or water;
- The device has been dropped or the housing has been damaged;
- The function of the device has obviously changed;
- The appliance cannot be operated as described in the operating instructions.

EU based economic operator ensuring the product complies with the required regulations.
ASSMANN Electronic GmbH
Auf dem Schüffel 3
Lüdenscheid, Germany

<https://www.assmann.com>
info@assmann.com