

# DIGITUS Gigabit Ethernet PCI Express Network Card

DN-10130-1  
EAN 4016032478645



## Gigabit Ethernet PCI Express Card 32-bit, low profile bracket, Realtek RTL8111H

Gigabit Ethernet PCI Express Card, 32-bit, low profile bracket, Realtek chipset

### Unprecedented speed is now available over your existing network cabling - Built to run the fastest network applications

- Compliant with 10/100/1.000 IEEE 802.3 specification
- Supports 10/100/1.000 Mbps auto negotiation
- Connection: 1x RJ45 LAN
- Chipset: Realtek RTL8111H
- Supports Auto MDI/MDIX crossover at all speed
- Compliant with PCI Express base specification 1.1

- Single-lane (or X1) PCI Express throughput supports rates of 2.5Gbps
- Additional Low Profile Bracket to use the Card also in Thin Computers
- Operating temperature: 0 °C - 55 °C
- Operating humidity: 0% - 85% RH (non-condensing)
- Supports Windows 10, 8.1, 8, 7, Win-Server2008 / 2016, Linux, VMWare, FreeBSD




### Package contents


- Gigabit Ethernet PCI Express network card
- Low profile bracket
- Quick installation guide
- Support CD-ROM

## Logistics

	Number (pcs)	Weight (kg)	Depth (cm)	Width (cm)	Height (cm)	cm <sup>3</sup>
Packaging Unit Carton	40	6.00	37.00	42.50	30.50	47,961.20
Packaging Unit Inside	1	0.15	0.00	0.00	0.00	0.00
Packaging Unit Single	1	0.15	14.00	20.00	3.50	980.00
Net single without Packaging	0	0.04	7.60	12.00	2.20	200.64

## More images:



**Safety notes**

- Switch off the computer completely and disconnect it from the power supply before installing or removing the network card.
- Static discharge can damage the product or the PC. Take measures against static discharge (ESD) when installing the product, e.g. wear an antistatic wrist strap.
- Before installation, touch the metal surface of the PC housing or another grounded object to ground any ESD charge via the housing.
- Avoid using too much force when connecting the product to the PC.
- Please ensure that any cables are connected correctly without overstretching or damaging them.
- Avoid touching the contacts of the product with your fingers to prevent corrosion or static charge.

**EU responsible person**

EU based economic operator ensuring the product complies with the required regulations.

ASSMANN Electronic GmbH  
Auf dem Schüffel 3  
Lüdenscheid, Germany  
<https://www.assmann.com>  
[info@assmann.com](mailto:info@assmann.com)