

DIGITUS CAT 6 U/UTP patch cord - LSZH

DK-1617-020/G  
EAN 4016032387787



**CAT 6 U-UTP patch cord, Cu, LSZH AWG 26/7, length 2 m, color green**

The DIGITUS® Category 6 Class E patch cords are manufactured and tested to the ISO/IEC 11801 and DIN EN 50173 Category 6 specifications. They will guarantee the installed cabling system is compliant with the ISO & EN channel specification requirements and will provide optimum performance levels of DIGITUS® Category 6 cabling. The performance is tested up to 250 MHz inclusive performance characteristics such as near end cross talk ("NEXT"). DIGITUS® patch cords are designed and produced to fulfill the highest requirements of various application areas in full volume. Each cable is fitted with a molded boot which comes with kink protection and strain relief. Furthermore the boot is equipped with a latch protection that prevents the latching lever against breaking. You can easily identify the Category 6, because of the transparent red colored connector.


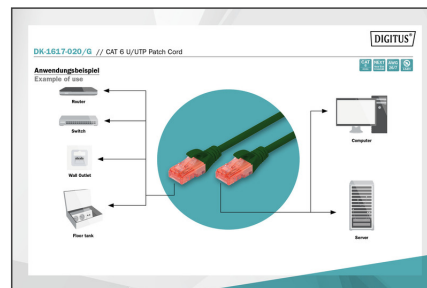

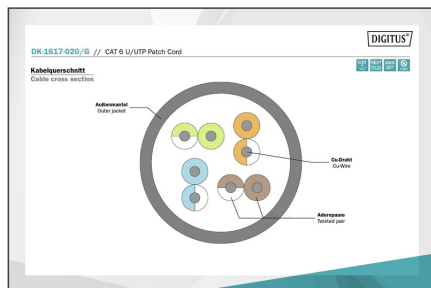
**Future-oriented standards and high-end quality for your network.**

- 2x RJ45 (8P8C) connectors

- Boots with kink protection, strain relief and latch protection
  - Length marking on boot
  - Conductor: Copper (Cu)
- Attributes**
- Assortment: Twisted Pair Patch Cables
  - Configuration: 1:1
  - Connector 1: Modular RJ45 (8/8) plug
  - Connector 2: Modular RJ45 (8/8) plug
  - Packaging: DIGITUS Polybag
  - Category: CAT 6
  - Shielding: U-UTP, unshielded
  - Length: 2 m
  - Color: green
  - Jacket: LSOH
  - Slim Version: no
  - Structure: 4 x 2 AWG 26/7, twisted pair
  - Flat Version: no

Logistics						
	Number (pcs)	Weight (kg)	Depth (cm)	Width (cm)	Height (cm)	cm³
Packaging Unit Carton	150	9.80	36.00	36.00	27.00	34.99
Packaging Unit Inside	10	0.65	11.00	25.00	30.00	8.25
Packaging Unit Single	1	0.07	1.60	14.00	25.00	560.00
Net single without Packaging	0	0.05	200.00	1.17	1.27	297.18

**More images:**



**Safety notes**

- When plugging and unplugging the cable, only grasp the plug and do not pull directly on the cable.
- Cables must not be kinked sharply or bent at tight angles, as this can damage the inner wires and lead to failures.
- Ensure that the cables are not under tensile load, as this can damage the insulation and the wires inside the cable.
- Ensure that cables are not laid in areas where they can be easily damaged mechanically.
- Cables should not be used in environments with extremely high or very low temperatures. Observe the product information on the maximum operating temperature of the cable
- Check cables regularly for visible damage such as cracks, kinks or signs of wear. Defective cables should be replaced immediately to avoid failures, short circuits or even electric shocks.

**EU responsible person**

EU based economic operator ensuring the product complies with the required regulations.

ASSMANN Electronic GmbH  
Auf dem Schöffel 3  
Lüdenscheid, Germany  
<https://www.assmann.com>  
[info@assmann.com](mailto:info@assmann.com)