


DIGITUS Cat.7 S/FTP installation cable, 500 m, simplex, B2ca

DK-1745-VH-5
EAN 4016032435884



CAT 7 S-FTP installation cable, 1200 MHz B2ca (EN 50575), AWG 23/1, 500 m drum,

The Digitus Cat 7 installation cable is designed for use in the structured data center and the building cabling according to ISO/IEC 11801, DIN EN 50288-4-1, DIN EN 50173, IEC 61156-7, EN 50288-9-1. The cable is perfectly suitable for the transmission of both analog and digital data and also supports POE and POE+. The shielding structure is composed of single shielded pairs with a tinned copper braid, which ensures excellent shielding and electrical values.


Future-oriented standards and high-end quality for your network.

- Physical properties:
- Conductor: Bare copper wire, AWG 23/1
- System(s) of assessment and verification of constancy of performance: System 3
- Insulation: SFS-PE (foamed polyethylene jacket)
- Total number of insulated conductors: 8, twisted into 4 pairs
- Color code: Blue-white, orange-white, green-white, brown-white
- Shielding of the individual pairs: aluminum-laminated polyester film, covers 100%
- Overall shielding: copper braiding
- Outer sheath: B2ca according to EN 50575; LSZH
- Outer sheath thickness (nominal): 0.50 mm (Eca); 0.52 mm (Dca); 0.60 mm (Cca); 0.60 (B2ca)
- Color: Orange (RAL 2008)
- Mechanical properties:
- Strain relief: 135N max.
- Dynamic bending radius: 8x AD mm min.
- Static bending radius: 4x AD mm min.

- Transport and storage temperature range: -20 °C to +60 °C
- Operating temperature range: -20 °C to +50 °C
- Installation temperature range: 0 °C to +50 °C
- Electrical properties:
- Impedance: 100±15 Ohm @ 4 - 1000 MHz; 100±25 OHM @ 100-600 MHz
- Capacitance: 45pF/m nom. at 1KHz
- Capacitance: 40 pF/m nominal @ 1 KHz
- Insulation resistance: 5 GOhm x km min.
- DC resistance: 95 Ohm/km max. (2% max. unbalanced resistance)
- Loop resistance: 190 Ohm/km max. (2% max. unbalanced resistance)
- Operating voltage: 72 Vdc max.
- Coupling attenuation: CA-Type 1b
- Phase delay: 450 nS/100 m max.
- Time delay: 10 nS/100 m max.
- Separation class: "d" according to EN 50174-2
- NVP: 79%
- Flame spread: EN EN 60332-1-2 (LSOH-PVC)
- Halogen-free, corrosivity: EN 60754-1/2 (LSOH)
- Smoke density EN 61034-2
- Assortment: Twisted Pair Installation Cables
- Category: CAT 7
- Shielding: S-FTP, pairs in metal foil and braid shielding
- CPR: B2ca
- Length: 500 m
- Color: orange
- Jacket: LSOH
- Structure: 4 x 2 AWG 23/1, solid twisted pair

Logistics						
	Number (pcs)	Weight (kg)	Depth (cm)	Width (cm)	Height (cm)	cm³
Packaging Unit Carton	1	28.01	50.00	50.00	22.00	55,000.00
Packaging Unit Inside	1	28.01	50.00	50.00	22.00	55,000.00
Packaging Unit Single	1	28.01	0.00	0.00	0.00	0.00
Net single without Packaging	0	0.00	0.00	0.00	0.00	0.00

More images:



CAT 7 S/FTP Installation Cable, 500m, Simplex, B2_{ca}

AWG 23/1 | 1200 MHz | 10 Gbit Ethernet | CAT 7 1000 Mbps | 20/7/4/50° | LSZH | B2_{ca} CPRI class

DK-1745-VH-S // CAT 7 S/FTP Installation Cable, 500m, Simplex, B2_{ca}

Anwendungsbeispiel
Example of use

DK-1745-VH-S // CAT 7 S/FTP Installation Cable, 500m, Simplex, B2_{ca}

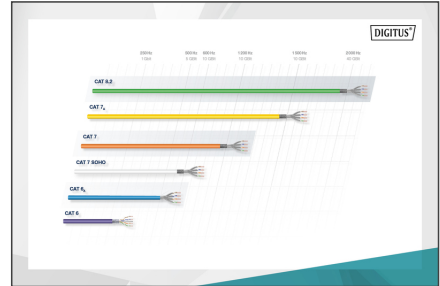
Kabelquerschnitt
Cable cross section

Produktinformationen Product Information

Bestandteile	100m CAT 7 S/FTP Installation Cable, 500m, Simplex, B2 _{ca}	Physikalische Spezifikationen Physical Properties	<p>Standard: IEC 60332-1-2, IEC 60332-3-21, IEC 60332-3-22, IEC 60332-3-23, IEC 60332-3-24, IEC 60332-3-25, IEC 60332-3-26, IEC 60332-3-27, IEC 60332-3-28, IEC 60332-3-29, IEC 60332-3-30, IEC 60332-3-31, IEC 60332-3-32, IEC 60332-3-33, IEC 60332-3-34, IEC 60332-3-35, IEC 60332-3-36, IEC 60332-3-37, IEC 60332-3-38, IEC 60332-3-39, IEC 60332-3-40, IEC 60332-3-41, IEC 60332-3-42, IEC 60332-3-43, IEC 60332-3-44, IEC 60332-3-45, IEC 60332-3-46, IEC 60332-3-47, IEC 60332-3-48, IEC 60332-3-49, IEC 60332-3-50, IEC 60332-3-51, IEC 60332-3-52, IEC 60332-3-53, IEC 60332-3-54, IEC 60332-3-55, IEC 60332-3-56, IEC 60332-3-57, IEC 60332-3-58, IEC 60332-3-59, IEC 60332-3-60, IEC 60332-3-61, IEC 60332-3-62, IEC 60332-3-63, IEC 60332-3-64, IEC 60332-3-65, IEC 60332-3-66, IEC 60332-3-67, IEC 60332-3-68, IEC 60332-3-69, IEC 60332-3-70, IEC 60332-3-71, IEC 60332-3-72, IEC 60332-3-73, IEC 60332-3-74, IEC 60332-3-75, IEC 60332-3-76, IEC 60332-3-77, IEC 60332-3-78, IEC 60332-3-79, IEC 60332-3-80, IEC 60332-3-81, IEC 60332-3-82, IEC 60332-3-83, IEC 60332-3-84, IEC 60332-3-85, IEC 60332-3-86, IEC 60332-3-87, IEC 60332-3-88, IEC 60332-3-89, IEC 60332-3-90, IEC 60332-3-91, IEC 60332-3-92, IEC 60332-3-93, IEC 60332-3-94, IEC 60332-3-95, IEC 60332-3-96, IEC 60332-3-97, IEC 60332-3-98, IEC 60332-3-99, IEC 60332-3-100</p>
---------------------	--	--	---

Leitungsparameter Transmission Properties

PAIR	ATT	NEXT	PS NEXT	ACR	PS ACR	ISL	EXTEN	PS EXTEN
1	2	3	4	5	6	7	8	9
10	10	11	12	13	14	15	16	17
20	20	21	22	23	24	25	26	27
30	30	31	32	33	34	35	36	37
40	40	41	42	43	44	45	46	47
50	50	51	52	53	54	55	56	57
60	60	61	62	63	64	65	66	67
70	70	71	72	73	74	75	76	77
80	80	81	82	83	84	85	86	87
90	90	91	92	93	94	95	96	97
100	100	101	102	103	104	105	106	107



CEP Konformität

B2_{ca} | **C_{ca}** | **D_{ca}** | **E_{ca}**

st1 | **d1** | **a1**

1+ | **3**

S | **d** | **a**

