

DIGITUS Click & Present Mini - Wireless Presentation System

DS-55319
EAN 4016032478775



Wireless BYOD Presentation System, 50 m 16 to 1, Full HD

With the Wireless Presentation System, you can wirelessly transmit HDMI video and audio signals in Full HD over a distance of up to 50 m with an unobstructed view. Operation and installation are super simple. Real Plug & Play - Just plug in and get started. With additional transmitters (DS-55320), the set can be extended to up to 16 transmitter units (total). Switch to the desired transmitter quickly and easily at the press of a button in order to reproduce your content. You can also share content directly from your mobile device (smartphone/table) using your device's OS directly, no additional app required. Transmitter can be supplied with power via your device's HDMI connection (> 500 mAh required). To have a safe and stable operation, we recommend to use always the Micro USB cables for power supply of TX and RX. Thanks to the compact design of the transmitter and receiver, installation is easy, quick and can be customized - the perfect solution for meeting and conference rooms.

Wirelessly transmits HDMI video and audio signals in Full HD over a distance of up to 50 m with an unobstructed view

- Wireless HDMI signal transmission up to 50 m (unobstructed view)
- Supports resolutions up to 1920x1080p
- Wireless channel: IEEE 802.11ac, 5 GHz, 2T2R
- HDMI version: 1.4
- HDCP version: 1.3
- AES 128 bit encryption
- WPA2 protocol
- Authentication protocol: WPA2 (WPAS-PSK / WPA2-Enterprise)
- Supports Windows, macOS, iOS, iPadOS, Android


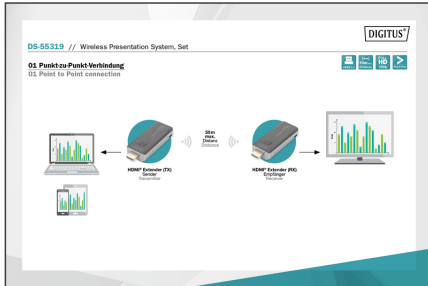
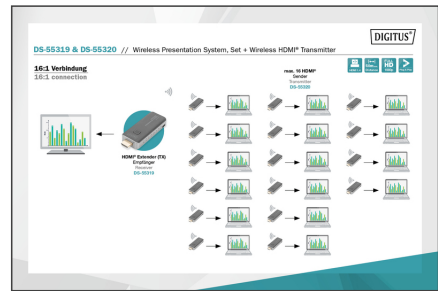
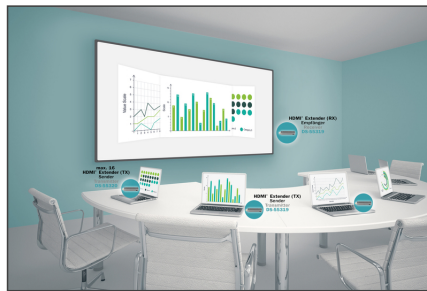
- Connections per unit: 1x HDMI plug, 1x Micro-USB jack
- Power supply: HDMI jack (0.5A required) or via Micro-USB (DC 5V/0.5A)
- Connection button with LED status display
- Audio: Stereo, 16 bits / 48 KHz
- ABS housing
- Power consumption: approx. 2.5W
- Operating temperature: 0-40 °C
- Dimensions (1 unit): L 8.3 x W 3.2 x H 1.3 cm
- Weight (1 unit): 27 g
- Color: Black
- The transmission distance with a restricted visual range cannot be determined generally and depends on the specific circumstances where installed.
- Walls, glass etc. shorten the signal range or cause signal losses.
- HDTV Resolution max.: 1920 x 1080 Pixel, 60Hz
- Distance: 50 m
- KVM: no
- PoE (Power over Ethernet): no
- Video connection ports: HDMI

Package contents

- 1x Transmitter unit
- 1x Receiver unit
- 1x WLAN / Power cable (0,75 m) for RX
- 1x Micro USB cable (0.8 m) for TX
- 2x HDMI extension cable (0,15 m)
- 1x QIG

| Logistics | | | | | | |
|------------------------------|--------------|-------------|------------|------------|-------------|--------|
| | Number (pcs) | Weight (kg) | Depth (cm) | Width (cm) | Height (cm) | cm³ |
| Packaging Unit Carton | 0 | 0.00 | 0.00 | 0.00 | 0.00 | 0.00 |
| Packaging Unit Inside | 0 | 0.00 | 0.00 | 0.00 | 0.00 | 0.00 |
| Packaging Unit Single | 0 | 0.00 | 0.00 | 0.00 | 0.00 | 0.00 |
| Net single without Packaging | 0 | 0.00 | 0.00 | 0.00 | 0.00 | 325.00 |

More images:



Safety notes

- Observe all warnings and instructions for the appliance.
- Do not expose the device to rain, moisture, vapors or liquids.
- Do not insert any objects into the device.
- Do not attempt to repair the unit or open the housing without authorization. You risk an electric shock!
- Ensure adequate ventilation to prevent damage due to overheating.
- Before commissioning, make sure that the device is switched off and is in a safe environment.
- During thunderstorms, damage can occur to connected electrical devices due to overvoltage caused by lightning.
- Do not operate the appliance during thunderstorms.
- Disconnect the appliance from connected electrical devices during thunderstorms.
- Only use the device indoors.
- Return the device to your dealer for repair.
- Dust, moisture, vapors and strong cleaning agents or solvents can cause damage to the device.
- Disconnect the appliance from the power supply and the connected devices before cleaning.
- Clean the device with a dust-free cloth.
- To completely disconnect the system from the power supply, you must unplug the power supply unit from the socket. You can disconnect the device from the power supply via the power supply unit.

EU responsible person

EU based economic operator ensuring the product complies with the required regulations.

ASSMANN Electronic GmbH
Auf dem Schüffel 3
Lüdenscheid, Germany
<https://www.assmann.com>
info@assmann.com