

DIGITUS 19-Inch Equipment Wall Mounting Bracket, 2U

DN-48003
EAN 4016032490333



2U vertical wall mounting bracket 105 x 504 x 151 mm, black

The 19-inch mounts from DIGITUS® enable vertical positioning of your equipment on the wall. This is especially ideal for limited spatial conditions. Alternatively, you can install the mount under a desktop, for example, to accommodate your devices horizontally in a compact manner. This allows optimal organization of workspaces, streaming set-ups etc. Audiovisual accessories (AVS) or active and passive network components can be installed in the blink of an eye. The portfolio includes various sizes to meet any requirements.

The 19-inch mounts from DIGITUS® enable vertical positioning of your equipment on the wall. Alternatively, the devices can be installed horizontally, for example under the desktop.

- Robust design made of sheet steel with load capacity up to 20 kg
- Product dimensions (H x W x D): 105 x 504 x 151 mm
- Product dimensions incl. packaging (H x W x D):

- Weight (net/gross): 0.7 kg / 1.3 kg
- Color: Black (RAL 9005)

Attributes


- Color: black, RAL 9005
- Front door: without
- Load capacity: 20 kg
- Side panels: Without
- Units: 2
- Width: 504 mm
- IP protection class: without
- Mounted: yes



Package contents

- 1 x 19-inch mount
- 1 x Set equipment screws

Logistics						
	Number (pcs)	Weight (kg)	Depth (cm)	Width (cm)	Height (cm)	cm³
Packaging Unit Carton	8	9.00	48.00	53.00	34.50	87,768.00
Packaging Unit Inside	1	1.13	53.00	34.50	12.00	21,942.00
Packaging Unit Single	1	1.13	53.00	34.50	12.00	21,942.00
Net single without Packaging	1	0.98	15.10	50.40	10.50	0.00

More images:





Safety notes

- Ensure adequate ventilation to prevent the installed devices from overheating.
- Network cabinets should not be overfilled and the ventilation openings must not be blocked.
- Cables should be neatly routed and organized in cable ducts or trays.
- Use surge protection devices to protect sensitive devices from power surges or lightning strikes.
- Avoid moisture or wetness while observing the respective IP protection class.
- Ensure that the cabinet and the devices used are properly earthed.
- In regions with frequent thunderstorm activity, professional lightning protection should be integrated into the power supply.
- To avoid uneven loading, always mount the heaviest units at the bottom of the cabinet.
- Disconnect the installed devices from the power supply during maintenance or installation work.

EU responsible person

EU based economic operator ensuring the product complies with the required regulations.

ASSMANN Electronic GmbH
 Auf dem Schüffel 3
 Lüdenscheid, Germany
<https://www.assmann.com>
info@assmann.com