

# DIGITUS 24-Port Gigabit Switch, 19 Inch, Managed, 2 Uplinks

DN-80221-3  
EAN 4016032467687



### L2 managed Gigabit Ethernet Switch 24-port + 2 combo and 2 SFP uplink port

The DIGITUS® Gigabit Ethernet Layer 2 switches with 24 x RJ45 Gigabit ports and 4 uplink ports are designed for medium to large network systems. For the uplink ports, you have the choice of 2 x SFP/RJ45 combo ports and 2 pure SFP uplink ports. They provide smart features that are ideal for simple QoS/CoS applications and the 19" size makes an uncomplicated integration into your network possible. The switches are a great choice to improve the performance and efficiency of your network.

### Highest bandwidth and performance for professional demands. Superior manageability via WebUI!

- 24 x RJ45 ports (1000Mbps)
- 2 x RJ45/ SFP combo ports for fiber optic connection or Ethernet
- 2 x SFP uplink ports for SFP modules
- 1 x RJ45 console port
- Compatible with following standards: IEEE 802.3, 802.3u, 802.3ab, 802.3x, 802.3z and 802.3ad - Auto MDI/MDI-X Funktion
- 8K MAC addresses
- QoS support layer 4 classification
- Port mirroring for efficient network surveillance
- Port Trunk for bandwidth aggregation
- VLAN for performance and security

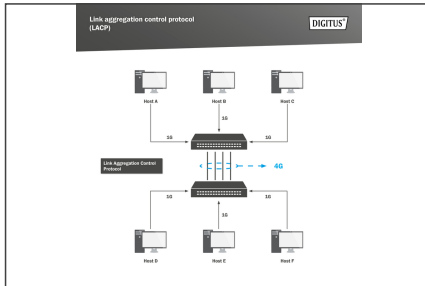
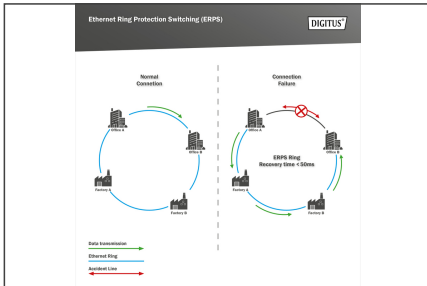
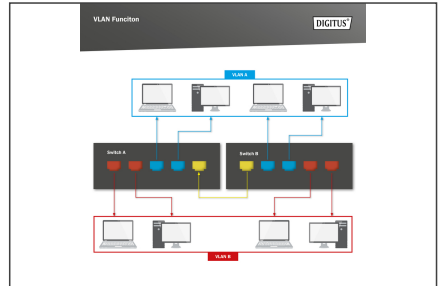
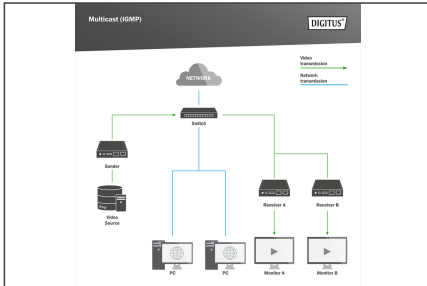

- 802.1x Port Authentication
- SNMP Network Management
- Built-in Web-based management
- Surge protection +/- 6 kV
- Dimensions: 440 x 208 x 44 mm (WxDxH)
- Power Input Spec: AC:100-240V
- Power consumption: 6.28W
- Number of ports: 24
- Ethernet speed: Gigabit
- Industrial usage: no
- Installation type: 19 inch, Desktop
- Managed: yes
- Number of ports (Uplink): 4
- Outdoorsuitable: no
- PoE (Power over Ethernet): no
- Protection against vandalism: no
- Uplink port connection: RJ45/SFP
- VLAN: yes

### Package contents

- 1 x Gigabit Ethernet Layer 2 Switch, 24 port
- 1 x Mounting accessories for 483 mm (19")
- 1 x QIG
- 1 x Power cord

Logistics						
	Number (pcs)	Weight (kg)	Depth (cm)	Width (cm)	Height (cm)	cm <sup>3</sup>
Packaging Unit Carton	3	6.44	58.00	38.00	31.50	69,426.00
Packaging Unit Inside	1	2.15	56.20	30.00	9.00	15,174.00
Packaging Unit Single	1	2.15	56.20	30.00	9.00	15,174.00
Net single without Packaging	1	0.00	21.00	4.40	44.00	0.00

More images:



Safety notes

- This product is intended for indoor use only.
- Read all instructions and follow all warnings and instructions on the device.
- Do not place this appliance on an unstable surface (such as a trolley, stand, table, etc.).
- Do not use this appliance near water.
- Do not place this appliance near or above a radiator.
- The housing is equipped with openings for heat dissipation and ventilation. To prevent overheating during operation, the ventilation openings must not be blocked or covered.
- Do not place the appliance on a soft surface (e.g. bed, sofa, blanket, etc.). This will block the ventilation.
- The appliance must not be installed in a closed environment if adequate ventilation is not guaranteed.
- Do not spray any liquids onto the appliance.
- Disconnect the mains plug before cleaning. Do not use any liquid or foam cleaners.
- Clean the appliance with a damp cloth.
- Connect the device according to the power supply on the rating plate.
- To prevent damage to the appliance, it is important that all appliances are properly earthed.
- Do not place any objects on the power cable and lay it in such a way as to avoid tripping hazards.
- Use a surge protector, a regulator or an uninterruptible power supply (UPS) to protect your system from sudden, temporary and reduced power.
- Secure the system cable and mains cable properly and ensure that no objects are pressing on the cable.
- Do not insert any objects into the appliance through the openings in the housing. There is a risk of a short circuit, which can lead to fire or electric shock.
- Do not attempt to repair the appliance yourself. Always contact an authorized customer service centre.
- If any of the following conditions occur, unplug the appliance and send it to an authorized service centre for repair
  - The mains cable, power supply unit or plug for the power supply is damaged or worn;
  - Liquid has penetrated the appliance;
  - The device has been exposed to rain or water;
  - The device has been dropped or the housing has been damaged;
  - The function of the device has obviously changed;
  - The appliance cannot be operated as described in the operating instructions.

EU responsible person

EU based economic operator ensuring the product complies with the required regulations.

ASSMANN Electronic GmbH  
 Auf dem Schüffel 3  
 Lüdenscheid, Germany

<https://www.assmann.com>  
[info@assmann.com](mailto:info@assmann.com)