

# DIGITUS Dual Port 10G SFP PCIe Network Card

DN-10162  
EAN 4016032445197



**2-port SFP+ 10G PCI Express Card Low profile bracket, Intel JL82599ES Chipset**

With this 10-Gigabit Fiber Optic network card you have a cost efficient solution for connecting your workstation to your network using the SFP + Transceiver of your choice. Thanks to the dual ports you also have the choice to reach speeds up to 20 Gigabit in full duplex mode. Due to the Intel chipset you have a reliable solution offering you features like up to 15,5K jumbo frames, IP, TCP and UDP checksum offloading (IPv4, IPv6) capabilities.

**Connect your workstation directly to your 10G fiber optic network**

- Compatible with x8 and x16 PCIe slots
- Supports 802.1Q VLAN tagging




- Supports 20G full duplex
- Up to 15K Jumbo Frames
- Supports 10G SFP+ optical and direct attached copper modules
- PCI Express specification revision 2.0
- IEEE 802.1Q Tagged VLAN
- Supports Win 7, 8.1, 10, Server 2008 R2, 2012, 2012 R2, Linux 2.6.x and later
- Chipset: Intel JL82599ES

**Package contents**

- Network Card
- Low profile bracket
- User manual
- Driver CD

| Logistics                    |              |             |            |            |             |                 |
|------------------------------|--------------|-------------|------------|------------|-------------|-----------------|
|                              | Number (pcs) | Weight (kg) | Depth (cm) | Width (cm) | Height (cm) | cm <sup>3</sup> |
| Packaging Unit Carton        | 20           | 4.30        | 36.00      | 30.00      | 23.50       | 25,380.00       |
| Packaging Unit Inside        | 1            | 0.22        | 21.00      | 14.50      | 3.30        | 1,004.85        |
| Packaging Unit Single        | 1            | 0.22        | 21.00      | 14.50      | 3.30        | 1,004.85        |
| Net single without Packaging | 1            | 0.09        | 14.70      | 12.00      | 2.30        | 0.00            |

**More images:**



**Safety notes**

- Switch off the computer completely and disconnect it from the power supply before installing or removing the network card.
- Static discharge can damage the product or the PC. Take measures against static discharge (ESD) when installing the product, e.g. wear an antistatic wrist strap.
- Before installation, touch the metal surface of the PC housing or another grounded object to ground any ESD charge via the housing.
- Avoid using too much force when connecting the product to the PC.
- Please ensure that any cables are connected correctly without overstretching or damaging them.
- Avoid touching the contacts of the product with your fingers to prevent corrosion or static charge.

**EU responsible person**

EU based economic operator ensuring the product complies with the required regulations.

ASSMANN Electronic GmbH  
Auf dem Schüffel 3  
Lüdenscheid, Germany  
<https://www.assmann.com>  
[info@assmann.com](mailto:info@assmann.com)