


# DIGITUS IP Function Module for KVM Switches

DS-51000-1  
EAN 4016032430018



**IP function module for KVM switches for DS-23200-2, DS-23000-2, remote control**

The Digitus ® IP modules are ideal for use with KVM switches in small to medium server rooms, where an administrator access must be guaranteed at any time from any location. They provide direct connection via a KVM switch connected to the computer via an existing Internet connection.

**Remotely access computers via LAN, WAN, or the Internet**

- Remote KVM (keyboard, video and mouse) access over IP
- Remotely access computers via LAN, WAN, or the Internet




- Full control under all OS, in BIOS level, during boot, or at Blue Screens
- Remote port selection switch for convenient switch placement
- Remote WEB-based management
- DES encryption of all transmitted data
- IP access via 10/100/1000Mbps LAN


**Package contents**

- IP Function Module for KVM Switches
- QIG (quick installation guide)

Logistics						
	Number (pcs)	Weight (kg)	Depth (cm)	Width (cm)	Height (cm)	cm³
Packaging Unit Carton	10	1.50	32.00	28.50	33.00	30,096.00
Packaging Unit Inside	1	0.15	16.20	7.80	3.00	379.08
Packaging Unit Single	1	0.15	16.20	7.80	3.00	379.08
Net single without Packaging	1	0.07	16.20	7.80	3.00	0.00

**More images:**





### Safety notes

- This product is intended for indoor use only.
- Read all instructions.
- Follow all warnings and instructions on the device.
- Do not place this appliance on an unstable surface (such as a trolley, stand, table, etc.).
- If this appliance falls, it can cause serious damage.
- Do not use this appliance near water.
- Do not place this appliance near or above a radiator.
- The housing is equipped with openings for heat dissipation and ventilation. To prevent overheating during operation, the ventilation openings must not be blocked or covered.
- Do not place the appliance on a soft surface (e.g. bed, sofa, blanket, etc.). This will block the ventilation.
- The appliance must not be installed in a closed environment if adequate ventilation is not guaranteed.
- Do not spray any liquids onto the appliance.
- Disconnect the mains plug before cleaning. Do not use any liquid or foam cleaners.
- Clean the appliance with a damp cloth.
- Connect the device according to the power supply on the rating plate.
- This device is designed for the IT distribution system with 100 V - 230 V voltage.
- To prevent damage to the appliance, it is important that all appliances are properly earthed.
- Do not place any objects on the power cable and lay it in such a way as to avoid tripping hazards.
- If an extension cable is used for the appliance, make sure that the total capacity of all products using the cable does not exceed the current load.
- Ensure that the total current of all products connected to the socket does not exceed 15 A.
- Use a surge protector, a regulator or an uninterruptible power supply (UPS) to protect your system from sudden, temporary and reduced power.
- Secure the system cable and mains cable properly and ensure that no objects are pressing on the cable.
- Do not insert any objects into the appliance through the openings in the housing. There is a risk of a short circuit, which can lead to fire or electric shock.
- Do not attempt to repair the appliance yourself. Always contact an authorized customer service centre.
- If any of the following conditions occur, unplug the appliance and send it to an authorized service centre for repair
  - The mains cable or plug is damaged or worn;
  - Liquid has penetrated the appliance;
  - The device has been exposed to rain or water;
  - The device has been dropped or the housing has been damaged;
  - The function of the device has obviously changed;
  - The appliance cannot be operated as described in the operating instructions.

### EU responsible person

EU based economic operator ensuring the product complies with the required regulations.

ASSMANN Electronic GmbH  
 Auf dem Schüffel 3  
 Lüdenscheid, Germany  
<https://www.assmann.com>  
[info@assmann.com](mailto:info@assmann.com)