


# DIGITUS Universal Triple Monitor Stand with clamp mount

DA-90362

EAN 4016032425007



## Triple Monitor Desk Clamp Mount, 15-27",black max. load 3x8Kg,VESA max. 100x100

Flexible universal monitor stand for positioning your monitors on your desktop. Easy to swivel and tilt both horizontally and vertically. Simply adjust the viewing height as needed. The monitor stand allows you to install LED and LCD monitors of all brands. Simply note the VESA size and the weights of your monitors in order to select an appropriate stand.

### Universal Tripple Monitor Stand with clamping assembly for monitors up to 69 cm (27")

- Suitable for standard VESA mounting patterns of 75 x 75 and 100 x 100 mm
- For desktops up to 7.5 cm thick
- For monitors up to 69cm (27")
- Max. load 8 kg per arm

- Individual height adjustment of 15mm for perfect alignment of your monitors
- Freely adjustable vertical tilt angle of up to 45°
- Can be rotated 360°
- Weight: 6,4 kg
- Dimensions: 1448 x 550 x 120 mm

### Attributes


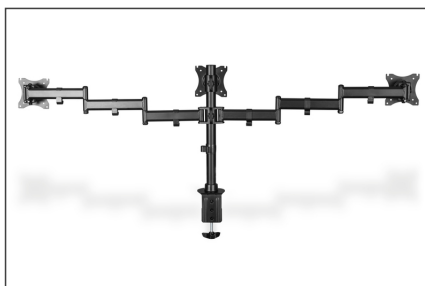
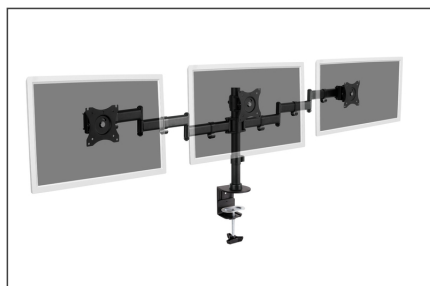
- Monitor weight (max.): 8 kg
- Mounting method: Clamp-mount
- Number of monitors: 3
- Size of monitors: up to 27"
- VESA mount: 75x75 mm, 100x100 mm

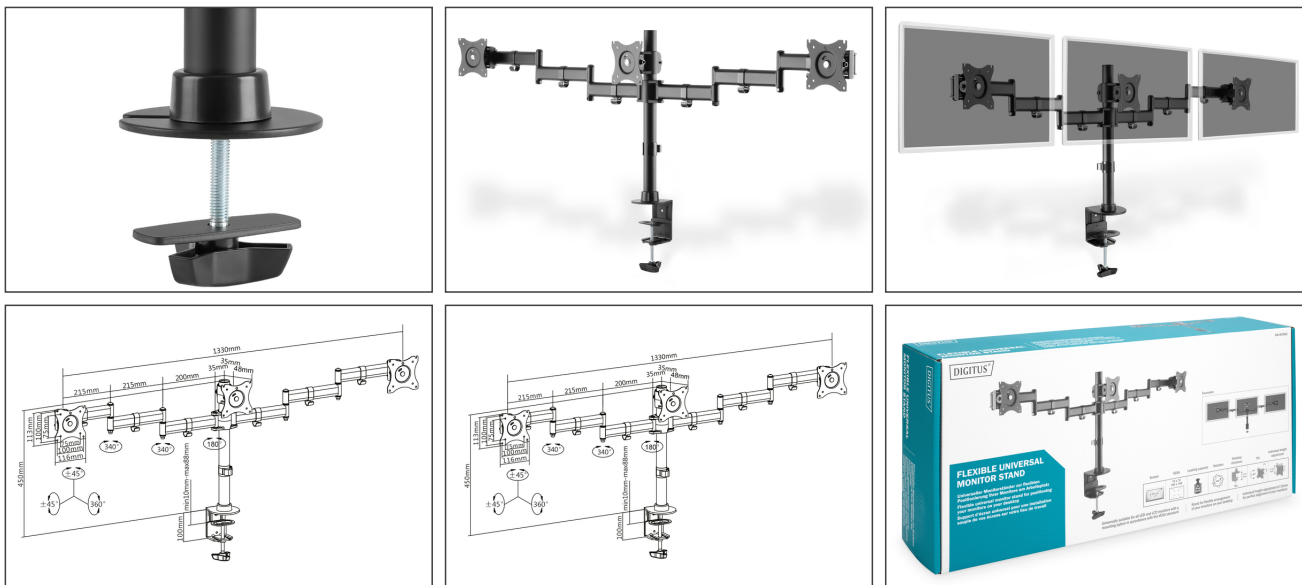
### Package contents

- Monitor stand
- Screws for mounting the monitor
- Manual

Logistics						
	Number (pcs)	Weight (kg)	Depth (cm)	Width (cm)	Height (cm)	cm³
Packaging Unit Carton	2	15.80	63.00	31.00	28.50	55,660.50
Packaging Unit Inside	1	7.90	62.00	30.00	13.50	25,110.00
Packaging Unit Single	1	7.90	62.00	30.00	13.50	25,110.00
Net single without Packaging	1	6.40	144.80	12.00	55.00	0.00

### More images:





#### Safety notes

- Please read the entire manual before starting assembly and installation. Please contact your local dealer if you have any questions about the instructions or warnings.
- CAUTION: Use with products that exceed the permitted weight may result in damage or possible injury.
- Brackets should be fitted in accordance with the installation instructions. Incorrect installation can result in damage or injury.
- Use safety equipment and suitable tools. The product should only be installed by specialists.
- This product can be installed on timber-framed, solid concrete or stone walls.
- The load-bearing surfaces should be able to safely withstand the entire weight of appliances and all additional components.
- Only use the installation screws supplied and DO NOT TIGHTEN the screws TOO TIGHT.
- This product contains small parts that can cause a choking hazard if swallowed. Keep these parts away from children.
- Only use this product indoors. Using the product outdoors can lead to injuries and damage.
- IMPORTANT: Before installation, please compare all components received with the components list. If parts are damaged or missing, ask your local dealer for replacement parts.
- MAINTENANCE: Check the bracket regularly for safety and stability (preferably every three months).

#### EU responsible person

EU based economic operator ensuring the product complies with the required regulations.

ASSMANN Electronic GmbH  
Auf dem Schöffel 3  
Lüdenscheid, Germany  
<https://www.assmann.com>  
[info@assmann.com](mailto:info@assmann.com)