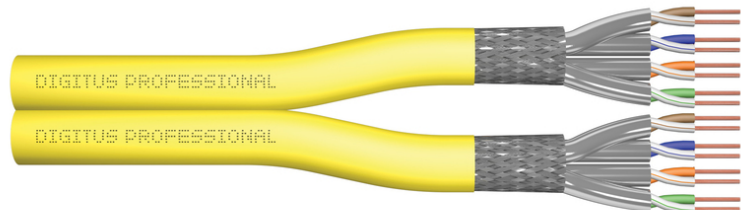


DIGITUS Cat.7A S/FTP, installation cable, 500 m, duplex, Dca-s1a d1 a1

DK-1743-A-VH-D-5
EAN 4016032380610



CAT 7A S-FTP installation cable, 1500 MHz Dca (EN 50575), AWG 22/1, 500 m drum, dx, yellow

The Digitus Cat 7 installation cable is designed for use in the structured data center and the building cabling according to ISO/IEC 11801, DIN EN 50288-4-1, DIN EN 50173, IEC 61156-7, EN 50288-9-1. The cable is perfectly suitable for the transmission of both analog and digital data and also supports POE and POE+. The shielding structure is composed of single shielded pairs with a tinned copper braid, which ensures excellent shielding and electrical values.

Future-oriented standards and high-end quality for your network.

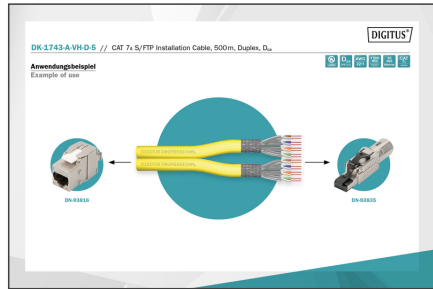
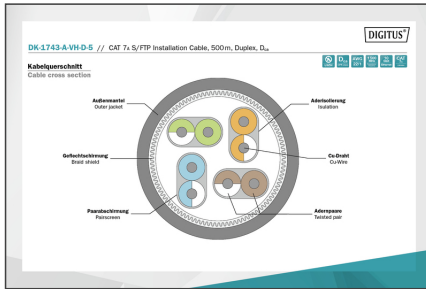
- Physical properties:
- Basic conductor: Solid AWG 22/1, bare annealed copper, diameter 0.62 mm nominal
- System/s of AVCP: AVCP 3
- Insulation: SFS-PE (Foam-Skin Polyethylene)
- Total number of insulated conductors: 8, twisted in 4 pairs
- Color code: blue-white, orange-white, green-white, brown-white
- Individual pair shielding: Aluminum foil, providing 100 % coverage
- Overall shielding: Copper wire braid
- Outer jacket: Halogen-free (FRNC-C/LSZH-3)
- Outer jacket diameter: 0.6 mm nominal
- Color: Yellow (RAL 1016)
- Length: 500 m
- Mechanical properties:
- Tensile loading: 150N max.
- Dynamic bending radius: 8x AD mm min.
- Static bending radius: 4x AD mm min.
- Shipping- and storage temperature range: -20 °C up to +60 °C
- Operating temperature range: -20 °C up to +60 °C

- Temperature installation range: 0°C to +50°C
- Overall diameter: 8.0 mm nominal
- Flame retardancy: IEC 60332-3-24
- Halogen-free & smoke-proof: IEC 60754-2 & IEC 61034
- Fire load: 700 MJ/km
- Weight: 70 kg/km
- Electrical properties:
- Mean impedance: 100±5 Ohm @ 1-600 MHz
- Capacitance: 40 pF/m nominal @ 1 KHz
- Capacitance unbalance (pair-ground): 1.6 pF/m max. @ 1 KHz
- Insulation resistance: 5 GOhm x km min.
- DC loop resistance: 147 Ohm/Km max. (2% max. resistance unbalance)
- Voltage resistance: 72 Vdc max.
- Coupling attenuation: Grade 1 (CA-Type 1b)
- Propagation delay: 10 nS/100 m max.
- Signal propagation delay: 450 nS/100 m max.
- Separating class: "d" acc. to EN 50174-2
- NVP: 75%
- Flame spread: EN 60332-1-2 (LSOH-PVC)
- Halogen-free, corrosiveness: EN 60754-1/2 (LSOH)
- Smoke density: EN 61034-2
- Assortment: Twisted Pair Installation Cables
- Category: CAT 7A
- Shielding: S-FTP, pairs in metal foil and braid shielding
- CPR: Dca
- Length: 500 m
- Color: yellow
- Jacket: LSOH
- Structure: 4 x 2 AWG 22/1, solid twisted pair

Logistics						
	Number (pcs)	Weight (kg)	Depth (cm)	Width (cm)	Height (cm)	cm³
Packaging Unit Carton	1	71.00	50.00	53.00	53.00	140,450.00
Packaging Unit Inside	1	71.00	50.00	53.00	53.00	140,450.00
Packaging Unit Single	1	71.00	50.00	53.00	53.00	140,450.00
Net single without Packaging	1	71.00	0.00	0.00	0.00	0.00

More images:

Produktbeschreibung / Product Information	Physikalische Spezifikationen / Physical Properties
Produktname: Professional Cat 7a S/FTP Installation Cable, 500m Teilenummer: DK-1743-A-VH-D-5 Hersteller: DIGITUS Professional	Standard: ISO/IEC 61906-2, ISO/IEC 11801-2, ISO/IEC 11801-3, ISO/IEC 11801-4, ISO/IEC 11801-5, ISO/IEC 11801-6, ISO/IEC 11801-7, ISO/IEC 11801-8, ISO/IEC 11801-9, ISO/IEC 11801-10, ISO/IEC 11801-11, ISO/IEC 11801-12, ISO/IEC 11801-13, ISO/IEC 11801-14, ISO/IEC 11801-15, ISO/IEC 11801-16, ISO/IEC 11801-17, ISO/IEC 11801-18, ISO/IEC 11801-19, ISO/IEC 11801-20, ISO/IEC 11801-21, ISO/IEC 11801-22, ISO/IEC 11801-23, ISO/IEC 11801-24, ISO/IEC 11801-25, ISO/IEC 11801-26, ISO/IEC 11801-27, ISO/IEC 11801-28, ISO/IEC 11801-29, ISO/IEC 11801-30, ISO/IEC 11801-31, ISO/IEC 11801-32, ISO/IEC 11801-33, ISO/IEC 11801-34, ISO/IEC 11801-35, ISO/IEC 11801-36, ISO/IEC 11801-37, ISO/IEC 11801-38, ISO/IEC 11801-39, ISO/IEC 11801-40, ISO/IEC 11801-41, ISO/IEC 11801-42, ISO/IEC 11801-43, ISO/IEC 11801-44, ISO/IEC 11801-45, ISO/IEC 11801-46, ISO/IEC 11801-47, ISO/IEC 11801-48, ISO/IEC 11801-49, ISO/IEC 11801-50, ISO/IEC 11801-51, ISO/IEC 11801-52, ISO/IEC 11801-53, ISO/IEC 11801-54, ISO/IEC 11801-55, ISO/IEC 11801-56, ISO/IEC 11801-57, ISO/IEC 11801-58, ISO/IEC 11801-59, ISO/IEC 11801-60, ISO/IEC 11801-61, ISO/IEC 11801-62, ISO/IEC 11801-63, ISO/IEC 11801-64, ISO/IEC 11801-65, ISO/IEC 11801-66, ISO/IEC 11801-67, ISO/IEC 11801-68, ISO/IEC 11801-69, ISO/IEC 11801-70, ISO/IEC 11801-71, ISO/IEC 11801-72, ISO/IEC 11801-73, ISO/IEC 11801-74, ISO/IEC 11801-75, ISO/IEC 11801-76, ISO/IEC 11801-77, ISO/IEC 11801-78, ISO/IEC 11801-79, ISO/IEC 11801-80, ISO/IEC 11801-81, ISO/IEC 11801-82, ISO/IEC 11801-83, ISO/IEC 11801-84, ISO/IEC 11801-85, ISO/IEC 11801-86, ISO/IEC 11801-87, ISO/IEC 11801-88, ISO/IEC 11801-89, ISO/IEC 11801-90, ISO/IEC 11801-91, ISO/IEC 11801-92, ISO/IEC 11801-93, ISO/IEC 11801-94, ISO/IEC 11801-95, ISO/IEC 11801-96, ISO/IEC 11801-97, ISO/IEC 11801-98, ISO/IEC 11801-99, ISO/IEC 11801-100



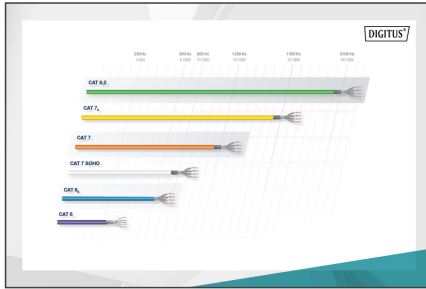
Certificate
No. 48874-21

Class E

Zertifikat
Nr. 48874-21

Klasse E

2 Connector Parameter List, Class E
GHMT Type Approval



GHMT Bewertung	Bestandteile	Leistungsleistung (dB)	Angabe der Verbindung	Ergebnisbewertung
B2ca	Sehr hoch	1+	• Symmetrisch • Hohe Flexibilität • Hohe Flexibilität • Hohe Flexibilität	s
Cca	Hoch	3	• Symmetrisch • Hohe Flexibilität • Hohe Flexibilität	d
Dca	Mittel	3	• Symmetrisch • Hohe Flexibilität	a
Eca	Gering	3	• Symmetrisch • Hohe Flexibilität	a

Result: Cca s1a d1 a1

DIGITUS

1500 MHz
10 Gbit Ethernet
CAT 7a
AWG 22/1
LSZH
Dca
CPH class

CAT 7a S/FTP Installation Cable, 500m, Duplex, D_{ca}

DIGITUS

Leistungsleistung / Transmission Properties

PAIR	ATT	NEXT	PS NEXT	ACR	PS ACR	RL	SLRXT	PS SLRXT
1	1.0	1.0	1.0	1.0	1.0	1.0	1.0	1.0
2	1.0	1.0	1.0	1.0	1.0	1.0	1.0	1.0
3	1.0	1.0	1.0	1.0	1.0	1.0	1.0	1.0
4	1.0	1.0	1.0	1.0	1.0	1.0	1.0	1.0
5	1.0	1.0	1.0	1.0	1.0	1.0	1.0	1.0
6	1.0	1.0	1.0	1.0	1.0	1.0	1.0	1.0
7	1.0	1.0	1.0	1.0	1.0	1.0	1.0	1.0
8	1.0	1.0	1.0	1.0	1.0	1.0	1.0	1.0
9	1.0	1.0	1.0	1.0	1.0	1.0	1.0	1.0
10	1.0	1.0	1.0	1.0	1.0	1.0	1.0	1.0
11	1.0	1.0	1.0	1.0	1.0	1.0	1.0	1.0
12	1.0	1.0	1.0	1.0	1.0	1.0	1.0	1.0
13	1.0	1.0	1.0	1.0	1.0	1.0	1.0	1.0
14	1.0	1.0	1.0	1.0	1.0	1.0	1.0	1.0
15	1.0	1.0	1.0	1.0	1.0	1.0	1.0	1.0
16	1.0	1.0	1.0	1.0	1.0	1.0	1.0	1.0
17	1.0	1.0	1.0	1.0	1.0	1.0	1.0	1.0
18	1.0	1.0	1.0	1.0	1.0	1.0	1.0	1.0
19	1.0	1.0	1.0	1.0	1.0	1.0	1.0	1.0
20	1.0	1.0	1.0	1.0	1.0	1.0	1.0	1.0

