

DIGITUS Network cabinet Unique series - 600x800 mm (WxD)

DN-19 22U-6/8-B-1
EAN 4016032332244



22U network rack, Unique 1164x600x800 mm, color black (RAL 9005)

The network cabinets in the Unique series have been designed and produced for particularly convenient and flexible network cabling. Sophisticated optimizations offer market-compliant stability with maximum flexibility. A modular base chassis that can be opened by means of screwed 483 mm (19") blind panels offers sufficient space for cables of all kinds. Rear brush strips above and below the rear door (from 26U) enable use in a wide range of application scenarios. Generous vertical cable ducts with cable routing aids and cover, installed in the front (from 800 mm enclosure width), perfectly round off the versatile features of the network enclosure. Two pairs of cranked and galvanized 483 mm (19") profile rails, labelled with height units that can be read in opposite directions, are installed inside. They are infinitely adjustable and are connected to additional depth struts in the cabinet. Each enclosure is a robust steel construction made from sheet steel up to 1.5 mm thick. The coloring takes the form of electrostatic powder coating in the standard colors grey (RAL 7035) and black (RAL 9005). Modular lockable and removable side panels and doors improve accessibility. Door hinges can be changed. Furthermore, the cabinets can be completely dismantled if required thanks to the demountable design.

The DIGITUS® network cabinets of the Unique series combine maximum stability with optimum flexibility in cable management, for the high demands of modern IT infrastructure with a wide variety of application scenarios.

- Protection class IP20
- Front door made of complete steel frame with certified safety glass, one-piece
- Swivel handle with profile half-cylinder lock incl. type 333 key on the front door
- Steel rear door with round lock incl. key type 333, one-piece
- 1-point locking on all doors
- Removable side panels with type 333 sash lock and additional snap lock

- Incl. 4 M10 leveling feet, enclosed
- 483 mm (19") profile rails mounted at the front and rear inside the enclosure, infinitely adjustable
- 483 mm (19") profile rails are galvanized and numbered in opposite directions to the height units
- 483 mm (19") profile rails are connected to depth struts for increased stability
- High load capacity of the 483 mm (19") profile rails of up to 1200 kg
- Installation depth for components min.-max.: 563-743 mm
- Modular, openable base chassis with removable 19" blind panels (450 x 270 mm)
- Cable inlets in the base: 400 x 170 mm
- Roof is prepared to accommodate a fan unit and an attached, removable cover
- Earthing points in the cabinet and on removable doors/walls
- Ready for immediate use: Delivery is assembled (cabinet can be completely dismantled if required)

Attributes






- Cabinet type: Network cabinet
- Color: black, RAL 9005
- Depth: 800 mm
- Front door: Glass door, single opening
- Load capacity: 1200 kg
- Rear door: Steel door, closed, single opening
- Side panels: Both sides
- Units: 22
- Width: 600 mm
- IP protection class: IP20
- Mounted: yes

Package contents

- Earthing cable set
- Installation set (screws, cage nuts, washers)
- 2 x key
- 4 x leveling foot, M10

Logistics						
	Number (pcs)	Weight (kg)	Depth (cm)	Width (cm)	Height (cm)	cm ³
Packaging Unit Carton	1	65.20	85.00	65.00	121.40	670,735.00
Packaging Unit Inside	1	65.20	85.00	65.00	121.40	670,735.00
Packaging Unit Single	1	65.20	85.00	65.00	121.40	670,735.00
Net single without Packaging	1	64.20	80.00	60.00	116.40	0.00

More images:



Safety notes

- Ensure adequate ventilation to prevent the installed devices from overheating.
- Network cabinets should not be overfilled and the ventilation openings must not be blocked.
- Cables should be neatly routed and organized in cable ducts or trays.
- Use surge protection devices to protect sensitive devices from power surges or lightning strikes.
- Avoid moisture or wetness while observing the respective IP protection class.
- Ensure that the cabinet and the devices used are properly earthed.
- In regions with frequent thunderstorm activity, professional lightning protection should be integrated into the power supply.
- To avoid uneven loading, always mount the heaviest units at the bottom of the cabinet.

- Disconnect the installed devices from the power supply during maintenance or installation work.

EU responsible person

EU based economic operator ensuring the product complies with the required regulations.

ASSMANN Electronic GmbH
Auf dem Schüffel 3
Lüdenscheid, Germany
<https://www.assmann.com>
info@assmann.com