


# DIGITUS Кабельный набор для пассивного PoE

DN-95001  
EAN 4016032260240



**Passive PoE Cable Kit 1x Splitter PD cable, 1x Injector PSE cable, White**

Passive PoE Cable Kit, 1x Splitter PD cable, 1x Injector PSE cable, White

**Упрощает установку устройств с подключением к сети Ethernet, благодаря совмещению данных и питания в одном кабеле**

- 1x вводной кабель, с вилкой RJ45, разъёмом питания и гнездом RJ45
- 1x выходной кабель для устройства, с вилкой RJ45, вилкой питания и разъёмом RJ45
- Подходит для вилок питания диам. 5.5 мм

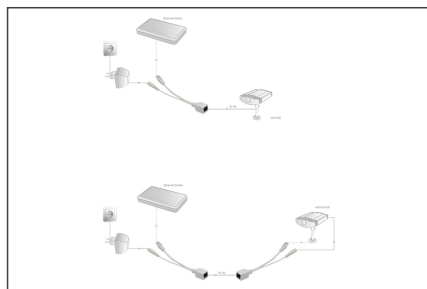

- Скорость соединения: 10/100 Мбит/с
- ПВХ оболочка
- вилка RJ45
- Назначение: 1/2/3/6 для передачи данных, 4/5/7/8 для блока питания

**Attributes**

- PoE standard: passive
- Ethernet speed: Fast Ethernet
- Power output: Depending on power supply
- Industrial usage: no

Logistics						
	Number (pcs)	Weight (kg)	Depth (cm)	Width (cm)	Height (cm)	cm³
Packaging Unit Carton	125	9.85	35.00	35.30	46.00	56,833.00
Packaging Unit Inside	1	0.08	0.00	0.00	0.00	0.00
Packaging Unit Single	1	0.08	3.00	7.00	17.50	367.50
Net single without Packaging	1	0.05	2.20	1.90	1.80	0.00

**More images:**



**Safety notes**

- This product is intended for indoor use only.

- Read all instructions and follow all warnings and instructions on the device.
- Do not place this appliance on an unstable surface (such as a trolley, stand, table, etc.).
- Do not use this appliance near water.
- Do not place this appliance near or above a radiator.
- The housing is equipped with openings for heat dissipation and ventilation. To prevent overheating during operation, the ventilation openings must not be blocked or covered.
- Do not place the appliance on a soft surface (e.g. bed, sofa, blanket, etc.). This will block the ventilation.
- The appliance must not be installed in a closed environment if adequate ventilation is not guaranteed.
- Do not spray any liquids onto the appliance.
- Disconnect the mains plug before cleaning. Do not use any liquid or foam cleaners.
- Clean the appliance with a damp cloth.
- Connect the device according to the power supply on the rating plate.
- To prevent damage to the appliance, it is important that all appliances are properly earthed.
- Do not place any objects on the power cable and lay it in such a way as to avoid tripping hazards.
- Use a surge protector, a regulator or an uninterruptible power supply (UPS) to protect your system from sudden, temporary and reduced power.
- Secure the system cable and mains cable properly and ensure that no objects are pressing on the cable.
- Do not insert any objects into the appliance through the openings in the housing. There is a risk of a short circuit, which can lead to fire or electric shock.
- Do not attempt to repair the appliance yourself. Always contact an authorized customer service centre.
- If any of the following conditions occur, unplug the appliance and send it to an authorized service centre for repair
- The mains cable, power supply unit or plug for the power supply is damaged or worn;
- Liquid has penetrated the appliance;
- The device has been exposed to rain or water;
- The device has been dropped or the housing has been damaged;
- The function of the device has obviously changed;
- The appliance cannot be operated as described in the operating instructions.

**EU responsible person**

EU based economic operator ensuring the product complies with the required regulations.

ASSMANN Electronic GmbH  
Auf dem Schüffel 3  
Lüdenscheid, Germany  
<https://www.assmann.com>  
[info@assmann.com](mailto:info@assmann.com)